

R. G. ROSS & F. A. L. CASSIDEY.

FRUIT-CRATE.

No. 187,178.

Patented Feb. 6, 1877.

Fig. 1.

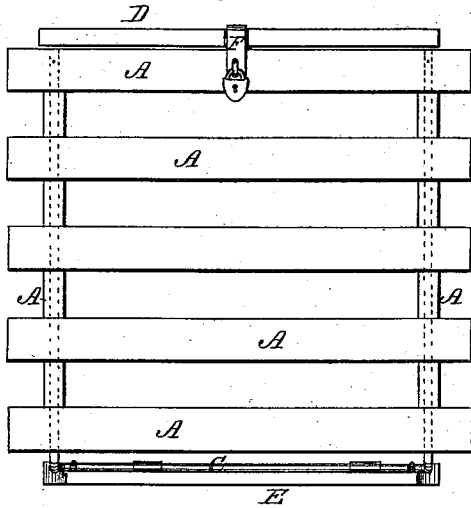


Fig. 2.

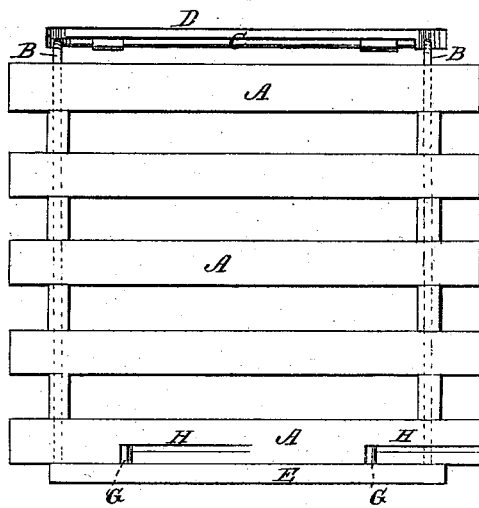


Fig. 3.

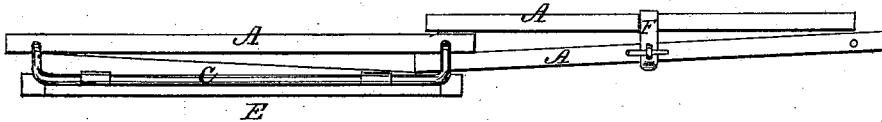
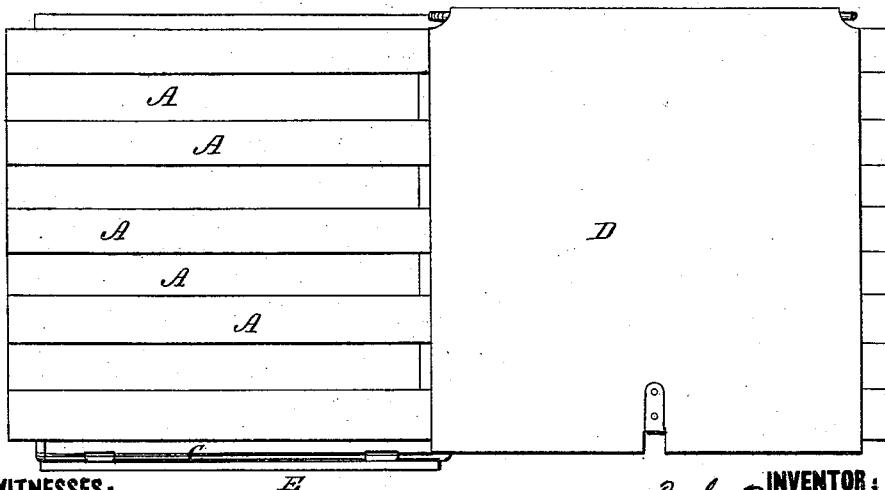


Fig. 4.



WITNESSES:

C. A. Pettit
J. Kemon

INVENTOR:

R. G. Ross
F. A. L. Cassidey
BY *Wm. C.*

ATTORNEYS.

UNITED STATES PATENT OFFICE.

RODERICK G. ROSS AND FRANCIS A. L. CASSIDEY, OF WILMINGTON, N. C.

IMPROVEMENT IN FRUIT-CRATES.

Specification forming part of Letters Patent No. 187,178, dated February 6, 1877; application filed July 15, 1876.

To all whom it may concern:

Be it known that we, RODERICK G. ROSS and FRANCIS A. L. CASSIDEY, of Wilmington, in the county of New Hanover and State of North Carolina, have invented a new and useful Fruit and Vegetable Crate; and we do hereby declare the following to be a full, clear, and exact description of the same, reference being had to the accompanying drawings, and the letters of reference marked thereon, in which—

Figures 1 and 2 are, respectively, front and rear elevations of our improved crate. Figs. 3 and 4, respectively, represent side and plan views of the crate folded.

Our invention is an improvement in the class of folding crates. The feature of novelty is the general construction and arrangement of the several parts, whereby the same are adapted to fold compactly, as hereinafter described.

In the accompanying drawings, the sides and ends of the crate are composed of bars A, through the ends of which pass the pivot-rods B, thus adapting the body of the crate to fold nearly flat, as shown in Figs. 3 and 4. The said rods B are connected in pairs, each of which is formed of a continuous piece. The horizontal top portion C, which connects the pivot-rods proper of each pair, lies in a different plane from the rods, the latter being bent inward at a right angle toward the middle of the crate. The cover D and bottom E are hinged to the parts C, and when open the cover D rests against the contiguous top bar A, and is by it supported in an inclined position; but in order to secure this result the rear edge of the cover D requires to be cut away close to the pivot-rod C, so that it will not come in contact with the said top bar when being raised or opened.

The bend or angle of the pivot-rods also enables the cover and bottom of the crate to lie flat upon the body of the same when folded.

The front edge of the top D is shown provided with a padlock-hasp, F; but a spring-

catch may be substituted for it, if preferred. Headed studs G are attached to the rear edge, Fig. 2, of the bottom E, for holding it closed. The heads or projecting portions of these studs enter vanishing grooves H in the bottom side bar A, when the body of the crate is being extended or pressed into the shape shown in Figs. 1 and 2. The heads of the studs may be held in the grooves by a spring stop or catch; but, as shown in the drawing, Fig. 1, the connection of the hasp F with its staple serves to hold the body of the crate extended, and thus prevents the studs being disengaged from the bottom bar A. The bottom E is therefore held closed so long as the cover D is; but when the hasp of the latter is disengaged, the body of the crate may be folded into the form shown in Figs. 3 and 4. It is also held folded in such position by means of the hasp.

When the body of the crate is being extended, the heads of the studs enter the grooves H, and move along the same till they abut the wall at the inner end thereof, and when the crate is being folded the studs pass out of said grooves in the same way.

The crate is thus adapted to occupy a very small space when empty and folded, may be quickly opened or extended for use, and is held open by the same devices that secure the cover and bottom closed.

Having thus described our invention, what we claim as new, and desire to secure by Letters Patent, is—

The improved crate formed of the folding side and end bars A, their pivot-rods, connected in pairs by part C, the cover D, and bottom E, provided, respectively, with hasp and studs, as shown and described.

RODERICK G. ROSS.
FRANCIS A. L. CASSIDEY.

Witnesses:

H. C. CASSIDEY,
J. NORWOOD HUSKE.