
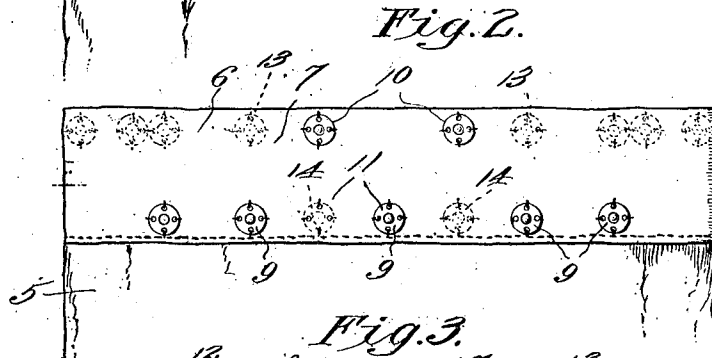
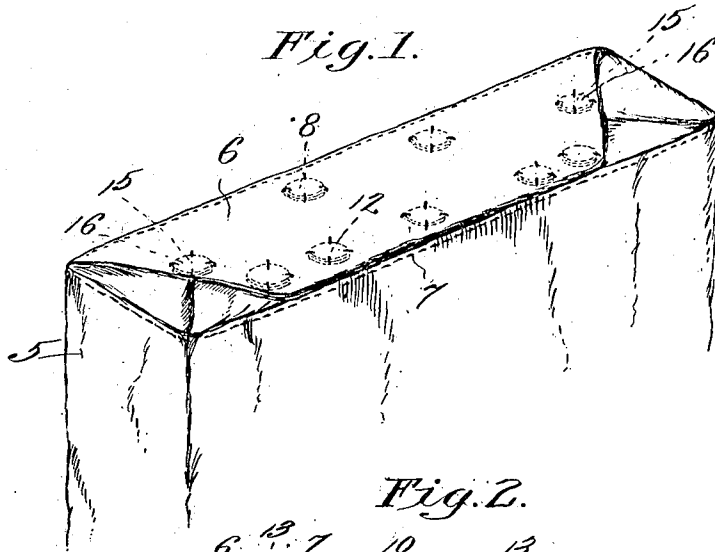


J. GORE.  
BOX WRAPPER.  
APPLICATION FILED OCT. 13, 1916.

1,291,480.

Patented Jan. 14, 1919.



Inventor

Julia Gore,

Witnesses  
M. Mab. Dural.  
J. L. Kimpfing

By Victor J. Evans  
Attorney

# UNITED STATES PATENT OFFICE.

JULIA GORE, OF WILMINGTON, NORTH CAROLINA.

## BOX-WRAPPER.

1,291,480.

Specification of Letters Patent.

Patented Jan. 14, 1919.

Application filed October 13, 1916. Serial No. 125,478.

*To all whom it may concern:*

Be it known that I, JULIA GORE, a citizen of the United States, residing at Wilmington, in the county of New Hanover and State of North Carolina, have invented new and useful Improvements in Box-Wrappers, of which the following is a specification.

The present invention contemplates the production of a novel package wrapper primarily designed for use on Christmas boxes, suit cases, or the like articles to assure of a safe transportation of such boxes during the transportation of the same through the mails.

To this end, the invention among other features, resides in the provision of a novel manner of arranging the fasteners with respect to the open end or mouth portion of the wrapper, thus assuring of the Christmas box being securely fastened therein without the employment of the well-known tying elements, such as twine, cord, or the like; further preventing the marring of the package during the storage and transportation of the same.

With the above and other objects in view, the invention consists in the novel features, details of construction and combination of parts which will hereinafter be more fully set forth, illustrated in the accompanying drawing and pointed out in the appended claim.

In the drawing:

Figure 1 is a perspective view of the wrapper constructed in accordance with my invention;

Fig. 2 is a view of the wrapper in rear side elevation shown in full open position and clearly illustrating the manner of arranging the fasteners on the body portion of the wrapper; and

Fig. 3 is a view similar to Fig. 2 illustrating the wrapper in a partial closed position.

Referring more particularly to the accompanying drawing, in which like characters of reference refer to corresponding parts in the several views, the wrapper disclosed in the present illustration is of the type cut and folded up from a single piece of suitable material, preferably fabric, and the body portion 5 thereof is provided with an open end or mouth portion 6, and 7 indicates a hem around the open end or mouth portion 6 of said body portion.

Customarily, during the shipment or transportation of boxes through the mails

by parcel post, reference being had more particularly to Christmas boxes, by the tying of the boxes by cord, twine or the like tying elements, the box upon reaching its point of destination has either become mutilated exposing the contents of the box, or else the tying element placed around the box oftentimes breaks, consequently causing the party sending the package considerable annoyance as to whether or not the package will be received in a safe and sound condition. To this end, I provide on the hem 7 of the wrapper suitable fastening means denoted generally by the character 8, and illustrated of the glove fastener type. The stud members 9 of the fasteners are secured to the outer rear face portion of the hem 7 in upper and lower transverse rows, denoted by the respective characters 10 and 11, the stud members of the upper row being arranged in staggered relation with the stud members of the lower row, while arranged on the inner face of the front portion of the hem is a plurality of socket members 12 disposed transversely of the body portion of the wrapper and positioned in upper and lower rows, denoted by the respective characters 13 and 14. Positioned exteriorly and on the hem 7 at the opposite end portions of the open end 6 thereof, I further provide a stud member 15, and fastened to the exterior front face portion of the hem 7 and in adjacent relation to the stud members 15 is secured a socket member 16.

In practice, after the Christmas box or package to be shipped is placed within the body portion 5 of the wrapper, and it is desired to securely fasten such box therein, the front portion forming the open end 6 of the mouth is lapped over the rear face portion of the wrapper until the upper row of stud members 10 are fastened in the lower row 14 of the socket members, the socket members 16 thence receive the stud members 15, after which the lowermost row of stud members 11 are fastened in the uppermost row of socket members 13, which operation securely closes the open end of the wrapper and prevents any accidental opening of the same during the transportation of the boxes through the mails.

From the foregoing description, taken in connection with the accompanying drawing, the advantages of construction and of the method of operation will be readily apparent to those skilled in the art to which the

invention relates, and while I have described the principles of operation of the invention, together with the device which I now consider to be the best embodiment thereof, I  
5 desire to have it understood that the device shown is merely illustrative, and that such changes may be made when desired as are within the scope of the appended claim.

What I claim as new, is:

10 A wrapper for boxes including a body portion hemmed at its open end, a series of stud members arranged in spaced relation along the hem of the wrapper and positioned exteriorly of the body portion, a plurality of

socket members arranged horizontally of the 15 body portion and secured to the interior surface of the same, the said socket members adapted to receive the stud members when a portion of the body of the wrapper having the socket members is lapped over the 20 portion of the body to which the stud members are secured, and cooperative means at points adjacent each end and positioned exteriorly of the hem for permitting of the fastening of the corner folds in an inturned 25 overlapped position.

In testimony whereof I affix my signature.

JULIA GORE.